

DEVELOPMENT CONTROL PERFORMANCE STATISTICS

**BEST VALUE INDICATOR BV109 -  
DETERMINING PLANNING APPLICATIONS**

**December 2006 Performance**

In December 2006 there were 165 planning applications determined, with performance in each category as follows -

100% of major applications were determined within 13 weeks (2 out of 2)

93% of minor applications were determined within 8 weeks (43 out of 46 cases)

98% of other applications were determined within 8 weeks (115 out of 117 cases)

For an explanation of the categories see Appendix I

**Year Performance – 2006/07**

In 2006/07 up to the end of December there were 1536 planning applications determined, with performance in each category as follows -

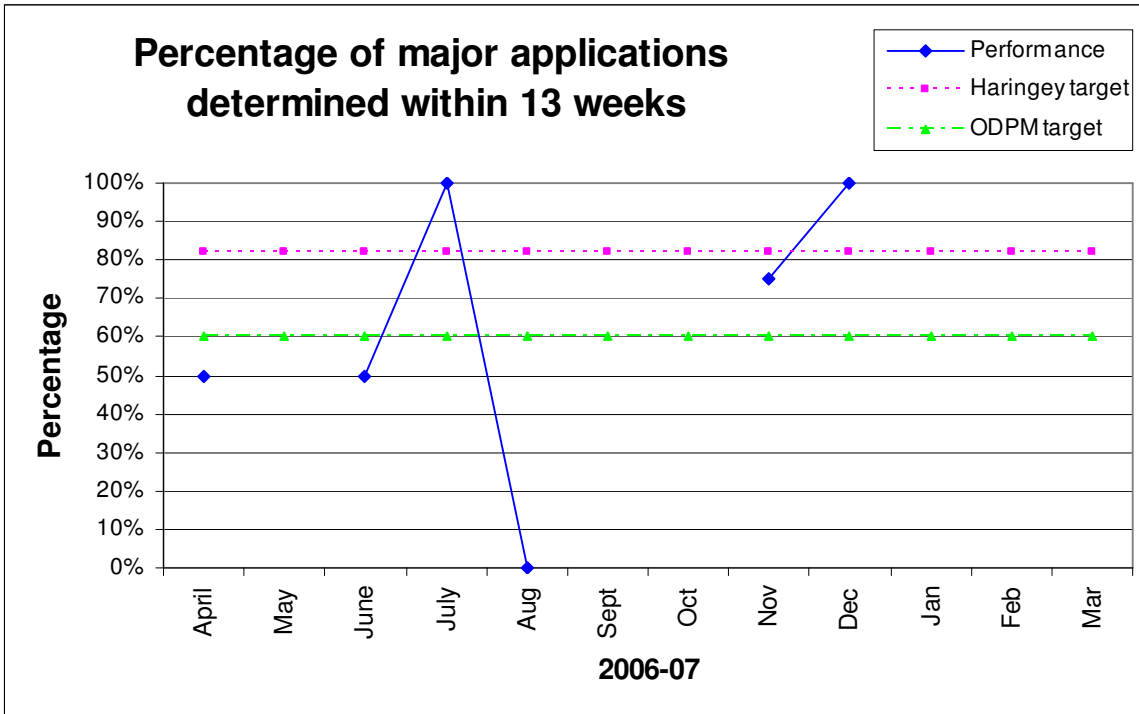
69% of major applications were determined within 13 weeks (9 out of 13 cases)

88% of minor applications were determined within 8 weeks (356 out of 403 cases)

91% of other applications were determined within 8 weeks (1014 out of 1120 cases)

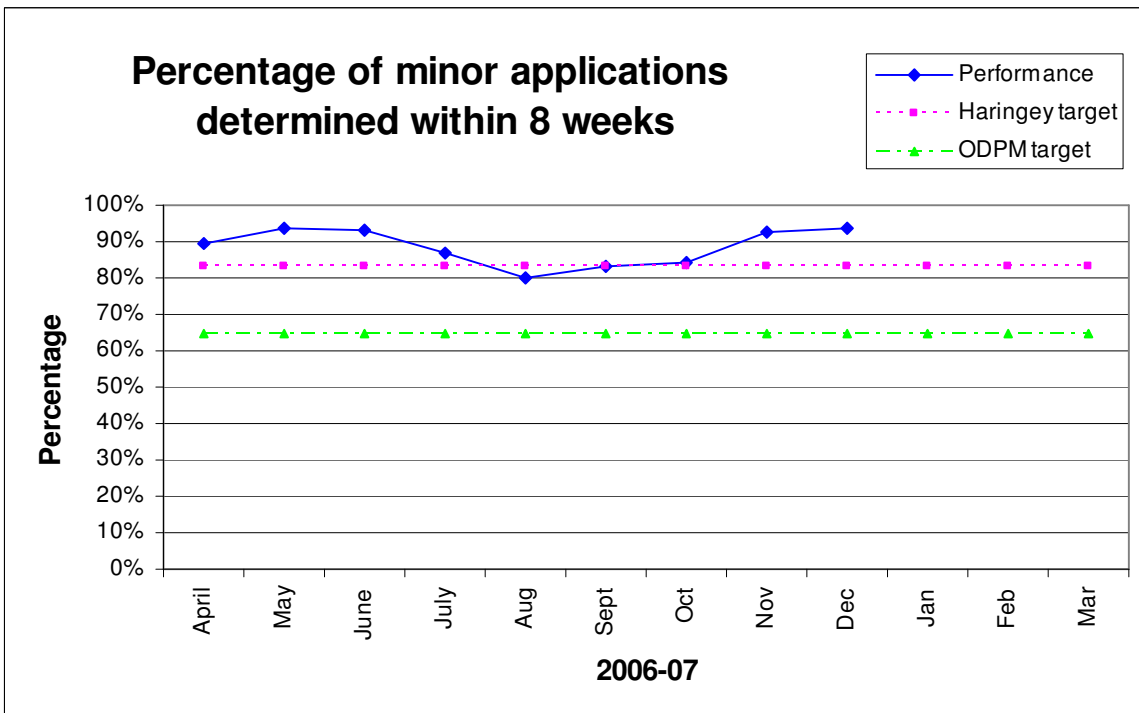
The monthly performance for each of the categories is shown in the following graphs:

**Major Applications 2006/07**

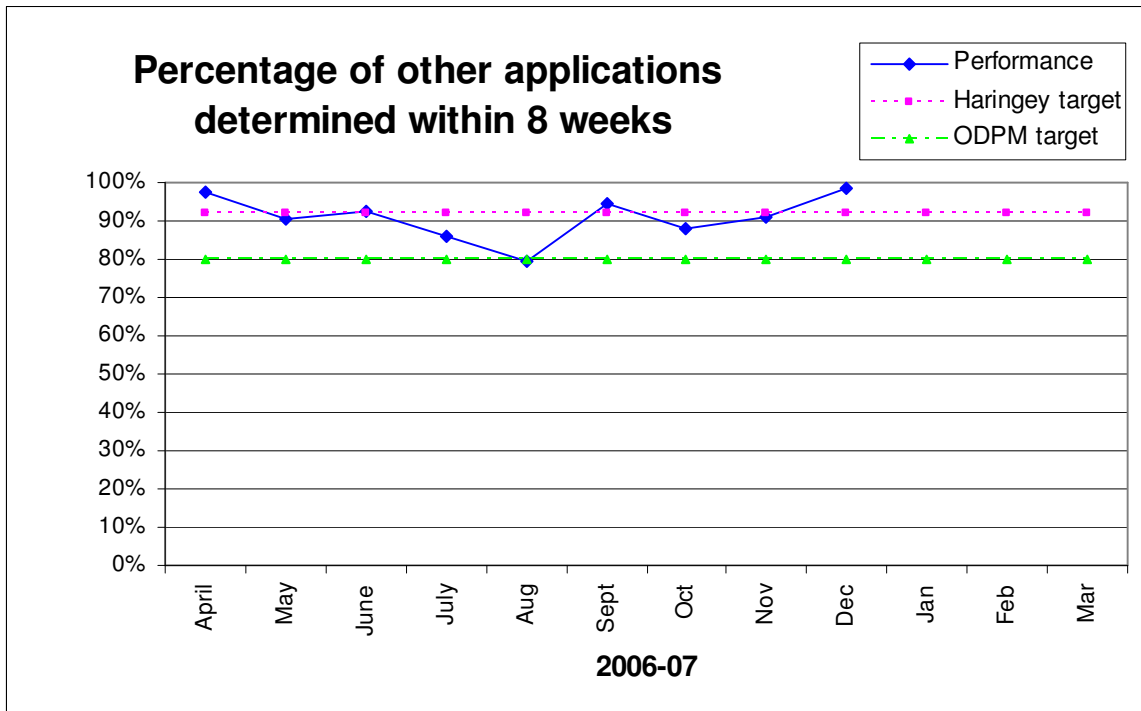


*N.B. There were no major decisions in May, September or October 2006*

**Minor Applications 2006/07**



## Other applications 2006/07



### Background/Targets

BV109 is one of the Department for Communities and Local Government (DCLG) Best Value indicators for 2006/07.

It sets the following targets for determining planning applications:

- a. 60% of major applications within 13 weeks
- b. 65% of minor applications within 8 weeks
- c. 80% of other applications within 8 weeks

Haringey has set it's own challenging targets for 2006/07 in relation to BV109. These are set out in PEPP Business Plan 2006-09 and are to determine:

- a. 82% of major applications within 13 weeks
- b. 83% of minor applications within 8 weeks
- c. 92% of other applications within 8 weeks

## **Appendix I**

### **Explanation of categories**

The BV109 indicator covers planning applications included in the DCLG PS1/2 statutory return.

It *excludes* the following types of applications - TPO's, Telecommunications, Reserve Matters and Observations.

The definition for each of the category of applications is as follows:

Major applications -

For dwellings, where the number of dwellings to be constructed is 10 or more  
For all other uses, where the floorspace to be built is 1,000 sq.m. or more, or where the site area is 1 hectare or more.

Minor application -

Where the development does not meet the requirement for a major application nor the definitions of Change of Use or Householder Development.

Other applications -

All other applications, *excluding* TPO's, Telecommunications, Reserve Matters and Observations.

## DEVELOPMENT CONTROL PERFORMANCE STATISTICS

### **GRANTED / REFUSAL RATES FOR DECISIONS**

#### **December 2006 Performance**

In December 2006, excluding Certificate of Lawfulness applications, there were 131 applications determined of which:

69% were granted (90 out of 131)

31% were refused (41 out of 131)

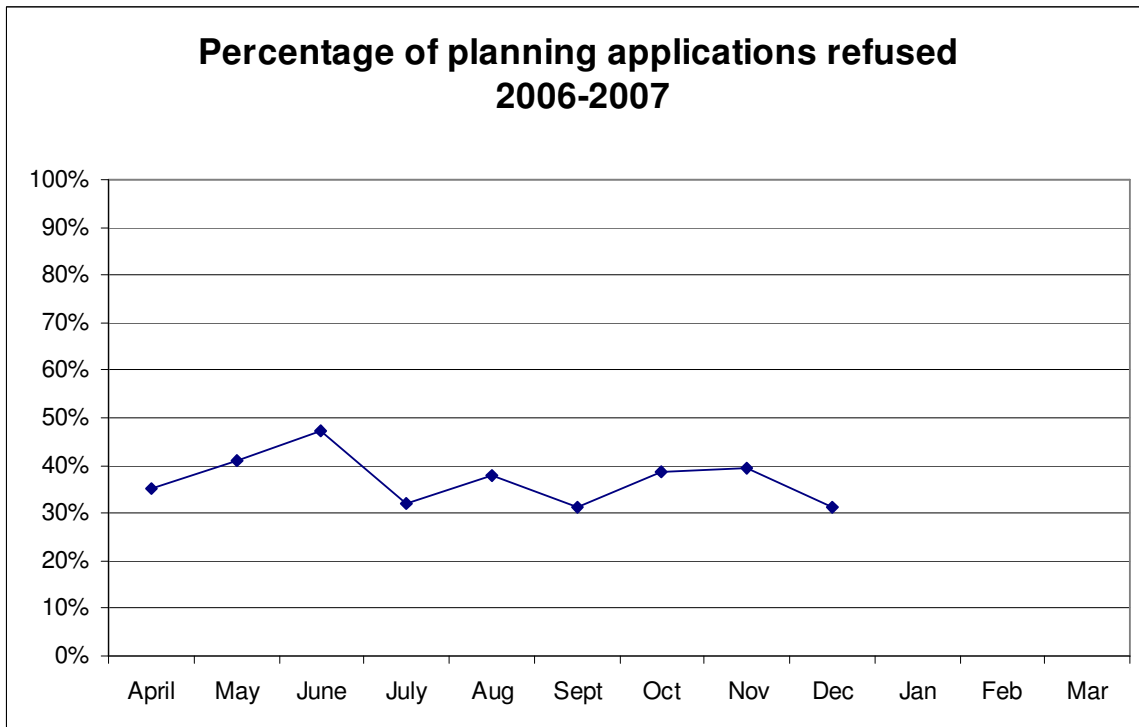
#### **Year Performance – 2006/07**

In 2006/07 up to the end of December 2006, excluding Certificate of Lawfulness applications, there were 1,211 applications determined of which:

63% were granted (765 out of 1,211)

37% were refused (446 out of 1,211)

The monthly refusal rate is shown on the following graph:



## DEVELOPMENT CONTROL PERFORMANCE STATISTICS

### **BEST VALUE INDICATOR BV204 - APPEALS AGAINST REFUSAL OF PLANNING PERMISSION**

#### **December 2006 Performance**

In December 2006 there were 9 planning appeals determined against Haringey's decision to refuse planning permission, with performance being as follows -

33% of appeals allowed on refusals (3 out of 9 cases)

67% of appeals dismissed on refusals (6 out of 9 cases)

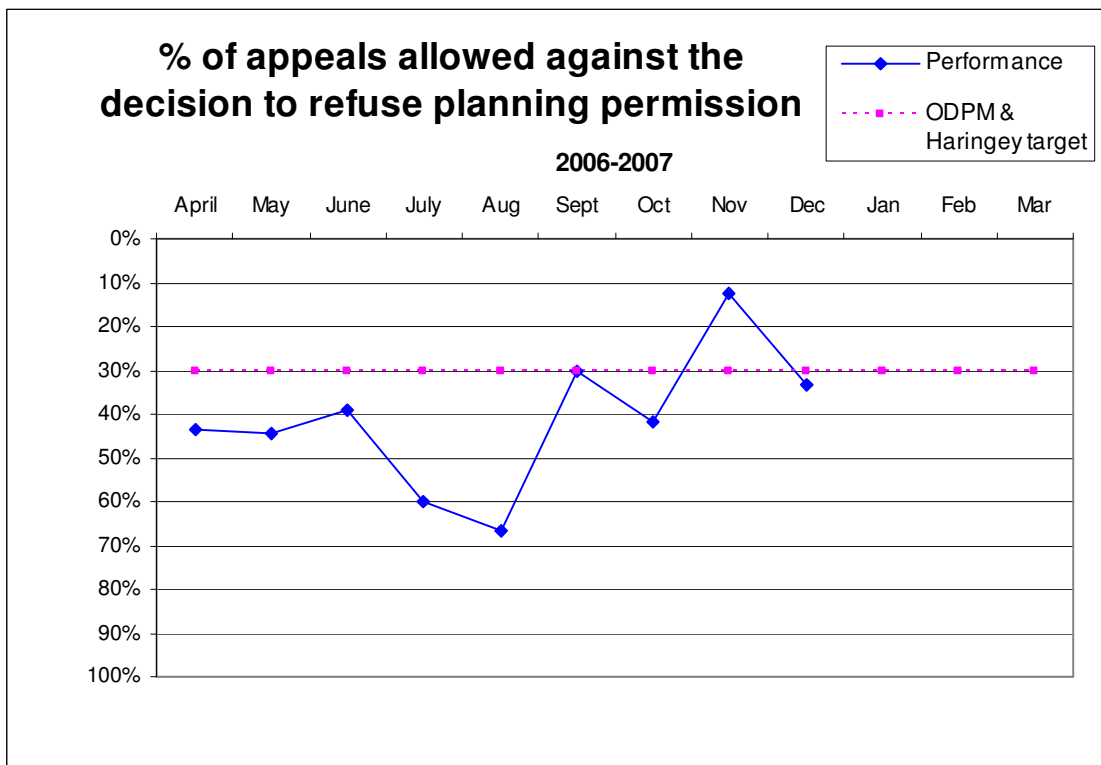
#### **Year Performance – 2006/07**

In 2006/07 up to the end of December there were 108 planning appeals determined against Haringey's decision to refuse planning permission, with performance being as follows -

39% of appeals allowed on refusals (42 out of 108 cases)

61% of appeals dismissed on refusals (66 out of 108 cases)

The monthly performance is shown in the following graph:



**Background/Targets**

BV204 is one of the Department of Communities and Local Government (DCLG) Best Value indicators for 2006/07.

It sets a target for the percentage of appeals allowed against the authority's decision to refuse planning permission.

The target set by DCLG for 2006/07 is 30%^

Haringey has set it's own target for 2006/07 in relation to BV204. This is set out in PEPP Business Plan 2006-09.

The target set by Haringey for 2006/07 is 30%

*(^ The lower the percentage of appeals allowed the better the performance)*